



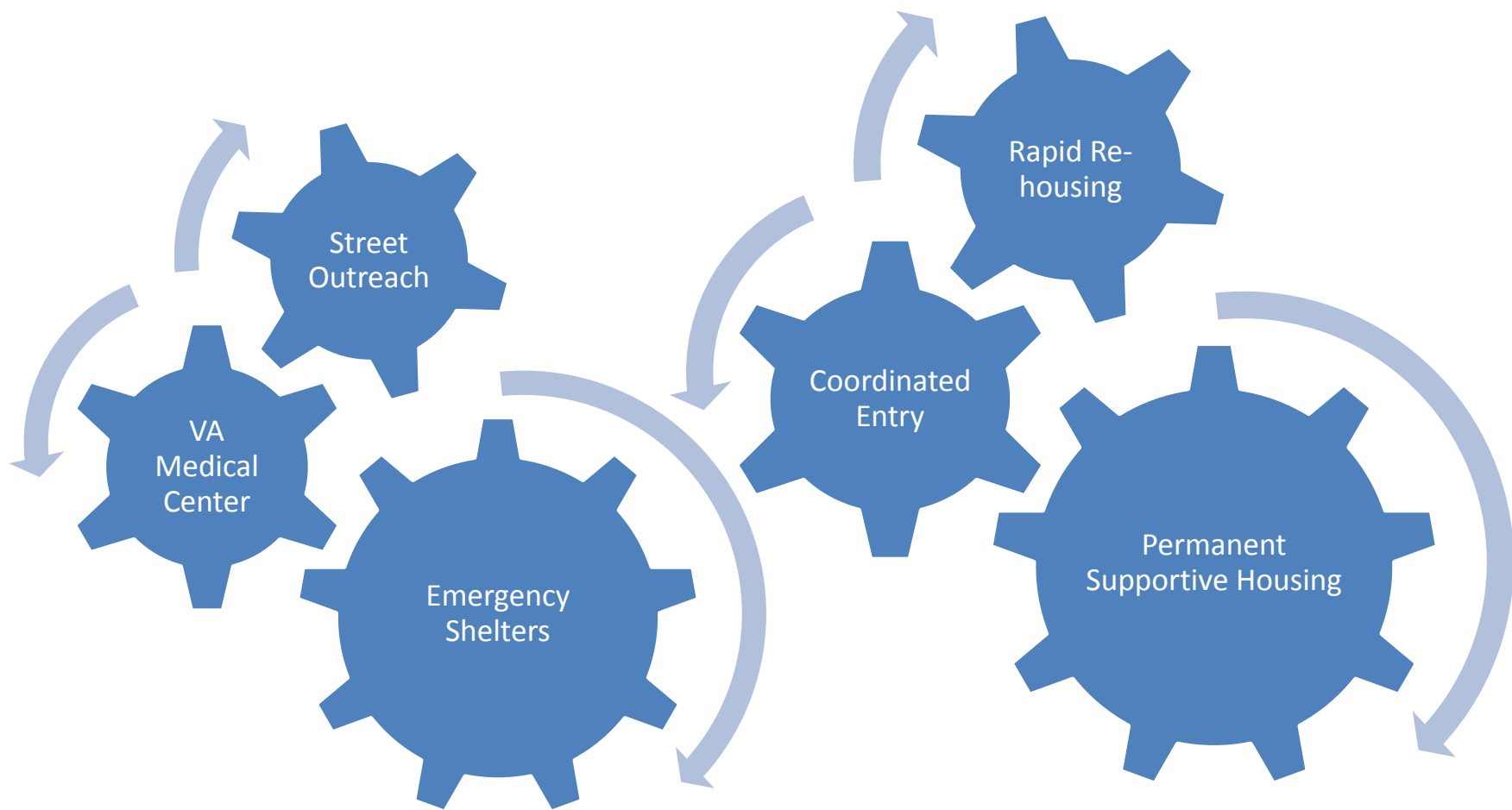
Ending Veteran Homelessness Initiative in Chicago

Leadership and Data: A Relationship to End Veteran Homelessness

Role of Data in Ending Veteran Homelessness: Focus

- **Importance of Data and the Homeless Management Information System (HMIS) database:**
 - The complete depiction of the scope of Veteran homelessness.
 - Data is comprehensive, reliable, accepted and adaptable
- **Continuous need and outcome assessment:**
 - HMIS as a means to engage with Veterans from homelessness to housing
 - Reporting capabilities available on all steps within the assessment and housing process
- **By Name List:**
 - Identification and tracking outcomes for each Veteran experiencing homelessness
 - Shared tool for housing and motivation for larger scale action
- **Data Dashboard:**
 - Leadership Team's ownership of vast, quickly updated display of community's progress and potential areas for action
 - Audience beyond Leadership Team
- **Intersection of Data and Planning:**
 - Implementation of strategies based on investigation of issues within community data
 - Two examples of application of assessed challenge derived from data

Data: HMIS System and Trusted and Comprehensive Data



Data: HMIS System and Trusted and Comprehensive Data

Benchmark B: Specification to measure whether Veterans have quick access to permanent housing.

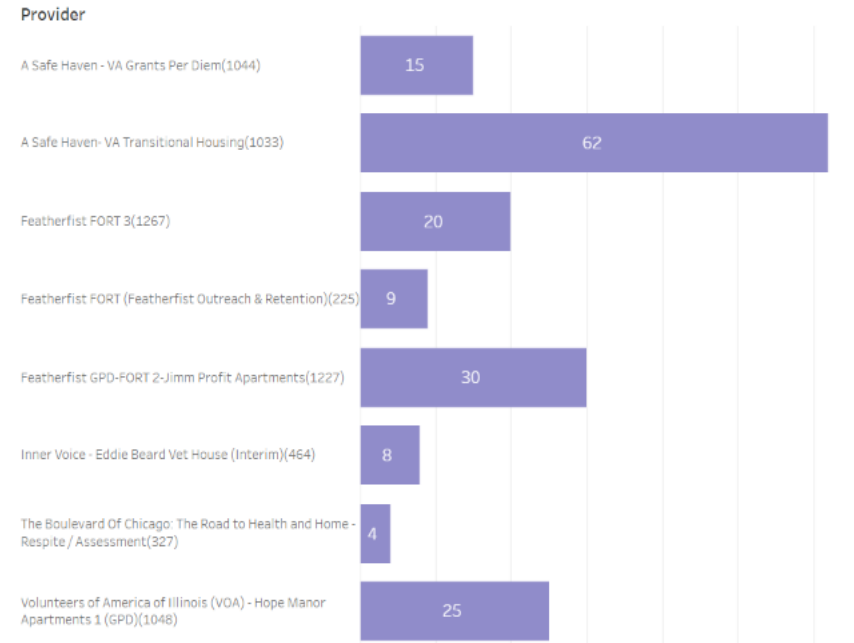
- Unit of Measurement:** Community-wide average time from date of identification of homeless Veterans in the CoC's geographic area to date of move-in to a permanent housing destination
- Contributing Programs:** All projects administering emergency shelter, transitional housing, supportive housing, SSVF, HUD-VASH, street outreach, and permanent housing funded by CoC, local, state, or federal programs
- Data Source:** Active List
- Target:** Community-wide average time from the date Veterans are identified as experiencing homelessness in the CoC's geographic area to the date they move-in to a permanent housing destination is 90 days or less
- Measurement Period:** Continuous 90-day period preceding benchmark measurement (for example, June 1-August 31, 2016)
- Calculation:**

[Total number of days for all non-exempted Veterans from identification to move-in to permanent housing]
 DIVIDED BY // [Total # of non-exempted Veterans]
 IS LESS THAN OR EQUAL TO 90 days

Veteran Name	VI Indiv Score	Length of Time Homeless	Chronically Homeless	Length of Time Homeless	Assessment Date
[REDACTED]	5	267	Yes	427	3/27/2017
[REDACTED]	4	7876	Yes	949	11/4/2015
[REDACTED]	4	194	Yes	591	5/19/2017
[REDACTED]	3	2632	Yes	2589	4/17/2017

Veterans Remaining to be Housed as of 5/30/2017: 574

Count of Veterans in Bridge and Service-Intensive Transitional Housing (SITH) in Grant and Per Diem Projects or VA Contract Transitional Housing on 5/30/2017










Select Chronic Homeless Status for GPD Veterans

(All) [Dropdown Arrow]


GPD Type - Bridge or Service Intensive Transitional Housing


- (All)
- Bridge - Accepted Perm. Housing Offer in Last 90 Days
- SITH - Declined Perm. Housing Offer
- SITH - No Perm. Housing Offer




Continuous Need and Outcome Assessment: Tool to House Veterans and Report on Process

Client Information				Service Transactions			
Needs		Services		Referrals		Shelter Stays	Entire Service History
Previous Referrals							
Select Dates		Start Date		End Date		More	Search
-Select-		<input type="text"/> / <input type="text"/> / <input type="text"/>   		<input type="text"/> / <input type="text"/> / <input type="text"/>   			
	Need Date	Referred Date	Referred To	Referral Outcome	Need Type	Need Status	Need Outcome
	03/17/2017	03/17/2017	Chicago Coordinated Entry System (CES) - Housing Provider Project		Homeless Permanent Supportive Housing	25 Cities: Matched, awaiting response/decision from Housing Provider	



Client - (409264) Bryant, Kris Mass Visibility Update 

 (409264) Bryant, Kris
Release of Information: **None**

Client Information				Service Transactions					
Summary	Client Profile	Households	ROI	Entry / Exit	Case Managers	Case Plans	Measurements	Activities	Assessments
Added to the system 03/09/2017 10:34 AM									
Name	Bryant, Kris			Gender	Male				
Date of Birth	04/28/1995 (Age 22)			Primary Race	White (HUD)				
Social Security	222-22-2222			Secondary Race					
				U.S. Military Veteran?	No (HUD)				
Households					Entry/Exits				
ID	Type	Head of Household	Relationship	Program	Type	Entry Date	Exit Date		
				All Chicago - CES PSH Project	HUD	 06/03/2017			

By Name List: The One List

Name	ClientID	Chronic Homeless Status	Indiv VI Score	Age	Gender	Current Projects	Program Type	Enrolled in PHwSS; Needs Match to Different Project	Project Entry Date	Project Exit Date	Length of Time Homeless (days)	Client Under-Reports Disability	Veteran Status
		CH	6	51	Male	Chicago Coordinated Entry System (CES) - Skilled Assessors Project(1474)	Coordinated Assessment (HUD)		5/18/2017		883	No	No (HUD)
		CH	5	62	Female	Chicago Coordinated Entry System (CES) - Skilled Assessors Project(1474)	Coordinated Assessment (HUD)		5/19/2017		3074	Yes	No (HUD)
							Services Only (HUD)		2/13/2017				
		CH	5	64	Male		PH - Rapid Re-Housing (HUD)		3/28/2017		1128		No (HUD)

Data Details:

- Total number of Veterans experiencing homelessness
- Projects engaged with each Veteran
- Project history for each Veteran

Team Application:

- Barometer to assess progress
- Tracking outcomes for all aspects of movement from engagement to housing
- Targeted action in System Integration Teams (SIT)
- Inflow assessment

Data Dashboard: Ownership and Application by Leadership Team

Veterans Experiencing Homelessness: 574

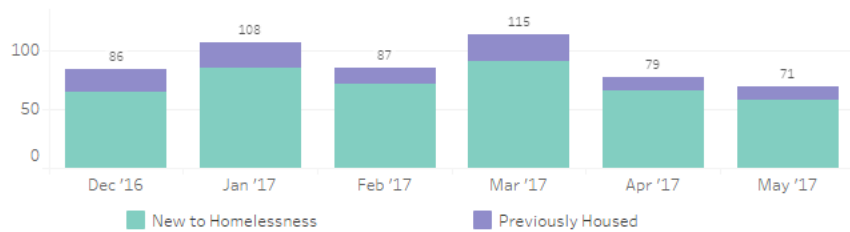
EVHI DASHBOARD

Select Range of Months

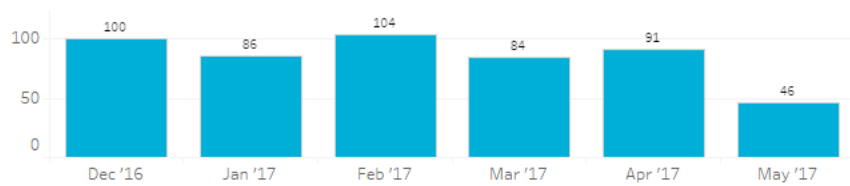
December 2016 to May 2017

December 2016 to May 2017

Veterans Becoming Homeless Each Month



Veterans Housed Each Month



Veteran Inflow/Outflow Comparison - Totals & Averages

Total Becoming Homeless Over This Time Period: 546
Total Housed Over This Time Period: 511

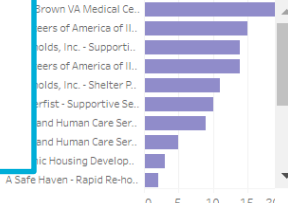
Avg Becoming Homeless per Month Over This Time Period: 91
Avg Housed per Month Over This Time Period: 85

Veterans Matched to Projects & Awaiting Enrollment

111

Program Types

Housing Providers

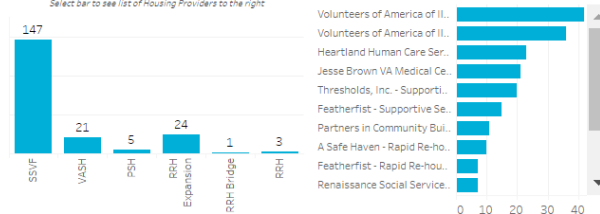


Veterans Enrolled in Projects & Awaiting Permanent Housing

201

Program Types

Housing Providers



Veterans Remaining to be Housed as of 5/30/2017: 574

Veterans Experiencing Homelessness by Project Type


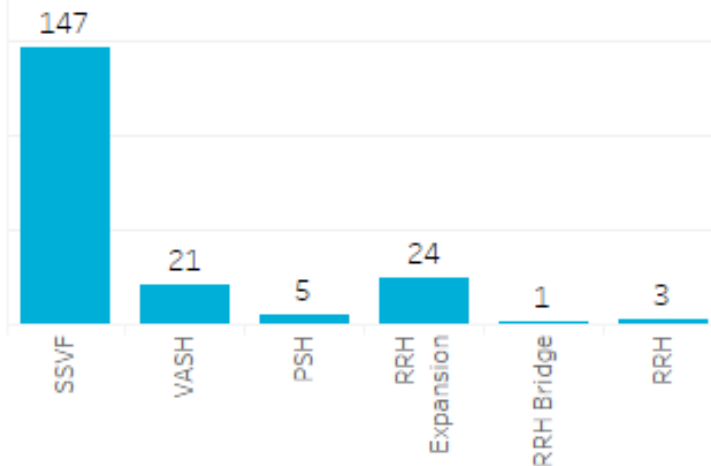
Select a project type or colored number to see the projects where the veterans can be found

	Total in Project Type	Not Yet Assessed	Assessed - Need Match	Matched	Unable to Match
Total	574	119	132	312	11
Street Outreach	11	3	6	2	
Emergency Shelter	52	22	18	11	1
Safe Haven	1				1
Transitional Housing	75	35	17	23	
Grant and Per Diem (GPD)	111	9	49	44	9
Rapid Re-Housing - Not Housed	28			28	
Supp. Svcs for Veteran Families - Not Hou..	147			147	
Services Only	9	7		2	
Coord. Entry	61	3	12	46	
Other	6	4	2		
No Current Entry	73	36	28	9	

Data and Planning: Dashboard to Activity

Program Types

Select bar to see list of Housing Providers to the right


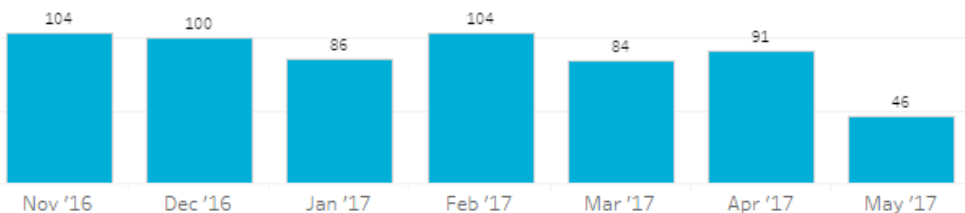


Veterans Connected to Housing Program and Awaiting Permanent Housing Units

300 in 30 Days

Housing Acceleration: Project Teams, Landlord, and Veteran Connections

Veterans Housed Each Month



Home for the Holidays

Stay in Touch!

Nonie Brennan
Chief Executive Officer

nbrennan@allchicago.org

Kimberly Schmitt
Systems Implementation and Training Manager

kschmitt@allchicago.org

Twitter: [@AllChicago_MHH](https://twitter.com/AllChicago_MHH)
Facebook: www.facebook.com/AllChicago.MHH